

**LANE HOMES
& REMODELING, INC.**

Celebrating our 22nd Year!

Courtesy of Lane Homes & Remodeling, Inc.
Virginia Class A Contractor 2701029125A




Photo: By James F.Wilson/The New American Home 2006



The Great Outdoors

*"Oh, give me land,
lots of land under
starry skies above.
Don't fence me in!"*



Homeowners today can easily resonate with the well-loved song by Cole Porter...but in their minds they usually replace the word land with words like courtyard, deck, or patio.

(continued on page 2)

IN THIS ISSUE

- The Great Outdoors*
- Pleasures and Places*
- Fill'er Up*
- What's That Faux?*

PLEASURES AND PLACES


A wise man once said: "Give to yourself the pleasures that you seek before it is too late to enjoy them."

A pool house, custom designed to complement the architecture of the main house, is one of those exquisite pleasures. Just ask the person who has one.

*"It was a joy working with everyone in your company. Top notch people & top notch work...thank you for a job well done on our pool house." **Bill & Susan Spencer***

*"I'm impressed with the professionalism in handling this project. We appreciate your taking each nuance individually." **Tony & Jamie Sliwinski***

(continued on page 4)



The Great Outdoors

(continued from page 1)

We love to push away the walls of our home and open up our living space to the fresh air. The sights, sounds and pleasant aromas mingle with an exhilarating sense of freedom that refreshes mind and body.

This kind of feeling is experienced as you step from the family room of the 2006 New American Home into the adjacent ground floor loggia. Floor-to-ceiling retractable glass doors disappear into the sidewalls, creating a 16-foot-wide opening. The family room literally extends now into the outdoor loggia. The transition flows so smoothly, you hardly notice you've passed through an exterior doorway. You have entered what is known as an "outdoor room"—a space that gently blurs the distinction between indoors and outdoors by including all the elements that make your interior rooms inviting, minus the walls.

And what a delightful space that is! Sheltered from the sun, and outfitted with comfortable lounge seating, as well as tables and chairs, it entices you to sit back with a cold drink, put your feet up and enjoy lovely views of the lake beyond. Nearby is a full kitchen—with sink, refrigerator and built-in grill—perfect for entertaining guests alfresco. If you want a sunnier spot to relax, or a dip in the outdoor pool, the loggia provides wide-open access to the pool terrace a few feet away. As evening approaches, cozy up with popcorn and your favorite show on the flat-panel plasma television screen, while the flickering flames in the fireplace below add a welcoming glow to the room. With a touch of a button, concealed insect-control screens lower instantly, if needed.

Stacked directly above the ground floor loggia is a second similar outdoor space. This fresh-air room services an adjacent game room, providing an ample bar and full kitchen, plus plenty of casual seating and



Panoramic views, along with a favorite drink, can be savored from the upper loggia.

spectacular views of the lake and the pool below. Duplicate outdoor rooms like these allow various members of the family to entertain simultaneously—the kids hang with friends around the pool downstairs while Dad has a few buddies over to watch the game upstairs—without getting in each other's way.

It almost goes without saying that we all crave more elbowroom, and an outdoor room is one splendid way to get it. ■

The ground floor loggia has convenient access to a full bath located just behind the outdoor kitchen.



Photos: By James F. Wilson/The New American Home 2006

White wood fireplace surround—given a "stone" look, additional marble effects and metallic trim



Photos: Courtesy of Wall Mysteries, Inc. (www.wallmysteries.com)

Fill'er

Kohler's PRO CookSink makes water-based cooking procedures, such as boiling pasta, quick and easy.

The cooking vessel and controls are integrated into the sink, so water fills, boils and empties using the same appliance.

Photo: Courtesy of Grohe (www.groheamerica.com)



Grohe's stainless steel cold-water pot filler faucet installs on the wall directly over the stove, allowing busy cooks to fill large pots or add water to simmering recipes without leaving their work.

It extends 20" and then folds back neatly against the wall when not in use.

Up!

The new Whirlpool Gold side-by-side refrigerator includes a fast-fill water dispenser with a measured fill feature.

A touch of a button fills a pot with just the right amount of water without having to search for measuring cups.

A pull-out shelf on the dispenser makes it a hands-free operation.

Photo: Courtesy of Whirlpool Corporation (www.whirlpool.com)



Setting a pot of water on the stove to boil is a job that requires only a bit of thought and a little exertion.

However, it is one of those tasks involved in meal preparation that gets tedious after too much repetition.

Thank goodness someone is always coming up with a better idea. Here are a few suggestions on how you can fill'er up the easy way.

Photo: Courtesy of Kohler Co. (www.KOHLER.com)



WHAT'S THAT FAUX?

Faux finishes have come a long way, baby. They are no longer to be equated with sponge painting. Today's faux finishes are elaborate and divergent in style, providing a very personalized look for your home's interior. Faux bricks and stones, embellished with twining ivy or broken plaster, will lend the charm of an Old World Italian villa to an entryway. Faux weathered boards or faux pressed-tin on a family room ceiling create a comfortable 19th century Americana atmosphere. Faux painting imitates the appearance, coloration and veined surfaces of marble, giving a classical bearing to columns and trim. Special metal paints come with activators to achieve

unusual effects: iron paint that rusts gives an aged appearance to newly purchased decorative brackets for a log home, and copper paint that develops a realistic patina provides an antique look to a ceiling medallion. Stencils have become more complex, producing many-faceted designs that are layered and glazed for a dramatic effect.


Relief vase—Heavy plaster with a mold of a vase covered in the same material



Some of the painted effects are actually 3-dimensional, such as a ceramic wall vase that has been faux finished and then attached to the wall to resemble an ancient stucco relief. Purple aquarium marbles give brilliance and dimension to a faux wall painting of grapevines. Plaster can be pressed through stencils and then painted to create an elegant raised surface design.

Trompe l'oeil painting seems to be 3-dimensional, but in actuality it just "tricks the eye" into thinking the scene depicted is real. Trompe l'oeil makes you believe that at the end of the room there is an open doorway leading year 'round to a beautiful spring garden. A barreled ceiling appears to open into the ethereal clouds above where it is always sunny.

Trudi McCullough of Wall Mysteries, Inc. feels that almost anything is possible with faux painting. "It all boils down to my client's imagination," she says. "How much can you imagine?" She offers this tip for when your project is still in the planning stages: remember that lighting is very important. Trudi places a 4'x 4' sample board of the design in the room for a couple days to see how the colors change from daylight to the artificial light of evening. "If you aren't happy with the look," she says with a smile, "you can always change the finish before you begin or change the light bulbs later."



Barreled ceiling—painted with Trump l'oeil clouds

Trump l'oeil niche



PLEASURES AND PLACES

(continued from page 1)

The yard, the garden, and that special enclave where you place your swimming pool help create a special environment of relaxation and enjoyment. Now, add to this picture a structure that frames the setting and adds its own beauty to the landscape. The results are incredibly stunning.

A pool house not only looks good, but it also is a fantastic place to entertain. Throw wide the doors, turn on the mood lighting and the music and you have the ability to entertain elegantly outside on a balmy evening under the stars. If you have children, if you enjoy alfresco parties or elegant outdoor dining, a pool house should be in your future. A pool house is one of those havens that will make your day, almost every day.

Adding a pool house means more than simply keeping wet, grassy feet out of the house. It is also about convenience. An outdoor kitchen with grill, refrigerator, sink, and storage at poolside allows you to enjoy your own party without having to run back and forth between the main house and the pool. With the addition of a small bedroom, the pool house can easily be used as a guesthouse for out-of-town visitors. A storage area with outside entrance is an excellent place for pool chemicals, floats, and out-of-season storage. Outdoor showers permit rinsing off before and after leaving the pool.

A pool house makes your outdoor living more rewarding. It's that simple!

The talented and experienced team at **Lane Homes & Remodeling, Inc.** has the vision and imagination to design a pool house that will perfectly complement your home and your lifestyle. Call us today at **784-0012** to put our team to work on your own personal pleasurable place. ■

